

iPass

Release Notes


Version 7.0.20180306_sync
March 6, 2018

APPLICATION ENHANCEMENTS & IMPROVEMENTS

SIF SSDR – Reporting Large Count of “Nameless” Victims





SIF transmission of the School Safety and Discipline Report (SSDR) victim count is reported through total count of victim records, not by the number entered in the Report to DOE Number of Victims fields. iPass now is able to send a large count of “nameless” victims without having to create a record for each victim.

Discipline System > Add/Modify Discipline

Click on + symbol next to Other Person to open up the Other Person table. **Other Person:** 

- ID Number – Create an ID Number that reflects the type of victim and the number of victims and it can be used again (ie. 999930 for 30 Students or 88885 for 5 Staff members). Click on the magnifying glass icon to see if a previous nameless victim ID Number exists for the Victim Type and Count # you plan to report. If it does, you may select this again.
- Last Name – Enter the Number of Victims (ie. 30) in the Last Name field.
- First Name – Enter the word “Count” in the First Name field.
- Offender/Victim – Select Victim.
- Gender and Race Ethnicity fields can be left alone.
- Select Victim Type – Click on DOE + symbol to open up the Victim DOE Fields and select the appropriate Victim Type (ie. Student, Staff) and indicate Victim Injury.

Other Person: 

ID Number	Last Name	First Name	Middle Name	District ID	Offender or Victim	Gender	Race/Ethnicity
999930 	30	Count			Victim ▼	Male ▼	
DOE  Victim DOE Fields: Victim Type: 0126 - Student ▼ Victim Injury: 3065 - No injury ▼							
88885 	5	Count			Victim ▼	Male ▼	
DOE  Victim DOE Fields: Victim Type: 3422 - Staff member ▼ Victim Injury: 3065 - No injury ▼							

The SIF DisciplineIncident Object will send the total Count of unnamed victims for each Victim Type.

Example SIF Events Log XML:

```
<VictimList><Victim Type="0126"><Name Type="2"><FirstName>COUNT</FirstName><LastName>30</LastName></Name><Injury>3065</Injury></Victim></VictimList
```

```
<VictimList><Victim Type="3422"><Name Type="2"><FirstName>COUNT</FirstName><LastName>5</LastName></Name><Injury>3065</Injury></Victim></VictimList
```

Resolved Issues

Enhancements, Corrections and Minor Enhancements

The following items are included in this release.

Jira #	Description	Clientele
ENHANCEMENTS & IMPROVEMENTS		
IP-3523	SIF SSDR - Is now able to send a large count of "Nameless" victims without having to create a record for each victim. This would be used in cases where there was a school threat you can now put in for example 100 or more students and 50 or more staff. See the Release Notes for more information on how to enter large count nameless victims.	
CORRECTIONS		
IP-3727	<p>SIF SIMS - The StudentPersonal Object was sending a YES for 504 when a student was set to the DOE039 = 02 - <i>Student was on a 504 plan earlier this school year, but is not currently on a 504 plan.</i></p> <p>Action Required: If you know you have some students set to DOE039 = 02, confirm you have the updated version, clear the SIF Temp Table for StudentPersonal and resend the StudentPersonal Object.</p> <p>There are several ways to confirm the DOE has the correct DOE039 = 02 (Former 504 Student) code status:</p> <ul style="list-style-type: none"> • Check Individual Students: The DESE SIF Reports > SIF Transmission Reports > District Reports > SIMS - Individual SIMS Record report > SASID of student with DOE039 = 02 > StudentPersonal Object will indicate the student as DOE039 504 Plan Status = Yes (DESE considers a student to be 504 Yes if they are currently or were during the year). Click on Display XML to see the student's StudentPersonal XML, which should indicate <Section504>No and <"MAFormerSection504">Yes. This confirms the student is reported as DOE039 = 02. • Check SIMS Transmission File: The DESE SIMS Enrollment Statistics Report, available after freezing the SIMS data, will show a 504 Plan # that includes both current 504 Plan students (DOE039 = 01) and former 504 Plan students (DOE039 = 02). To confirm the data sent to the DESE was updated, download the SIMS Transmission file from the Security Portal and check the number of DOE039 = 01 and DOE039 = 02 students. 	

IP-3723	<p>SIF SIMS - The StudentSchoolEnrollment Object was sending a student as School Wide Title I (DOE020 = 01, Title I Participation = School-wide) if they had a TRF record moving from a Title I school in your district to another school in your district that was not Title I.</p> <p>Action Required: If you have an error on a student in a non-Title I school having a Title I Participation code (DOE020 = 01) and their DOE020 code is correctly set in iPass to 00 - Not Title I you should clear the StudentSchoolEnrollment Object and resend the StudentSchoolEnrollment Object if you have many of these or use SIF Reporting > SIMS to send one SASID at a time to clear the errors.</p>	1709795
IP-3514	SIF EPIMS - The StaffEvaluation Object is no longer sending more than one record per Staff person. This was released to last year's SIF EPIMS sites. We are including this now to make sure all sites have this fix.	
IP-3420	Scheduling > Recommendations - You can now select previous year on the student's Recommendation screen even if student does not have Primary School/Year record for Recommendation Configuration (Current) year.	1625727
IP-3359	Teachers are now able to enter Recommendations for student in multiple classes from different departments.	1609486