

iPass

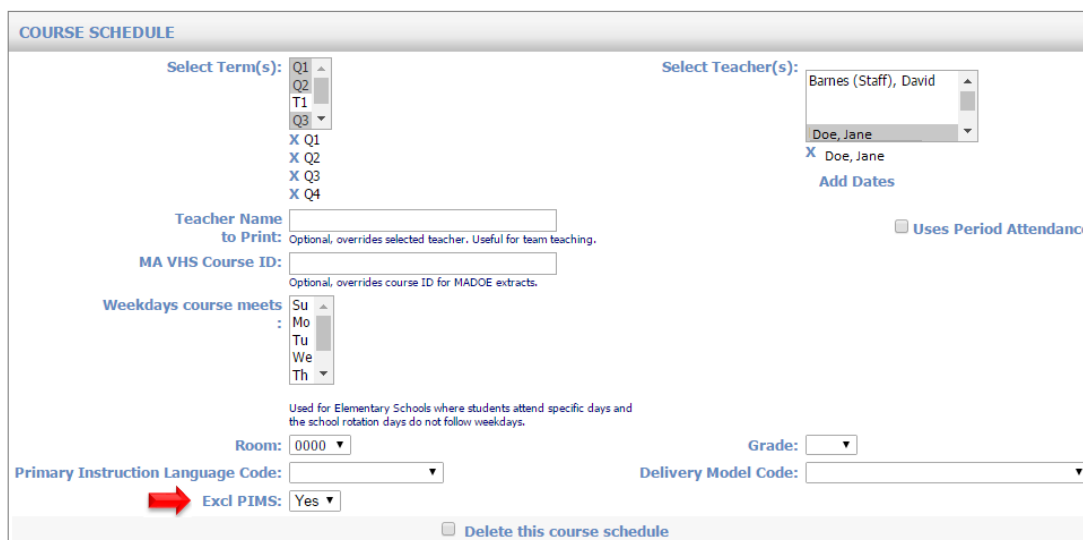
Release Notes

Version 7.0201600525_PA
May 25, 2016

APPLICATION ENHANCEMENTS

A new Yes/No indicator titled “Excl PIMS” has been added to the Course/Section screen. The “Excl PIMS” indicator allows school districts to include courses in the PIMS Course reports, but exclude specific sections of the course from the PIMS Course reports.

iPass > Scheduling System > Course Catalog > select a section > Excl PIMS

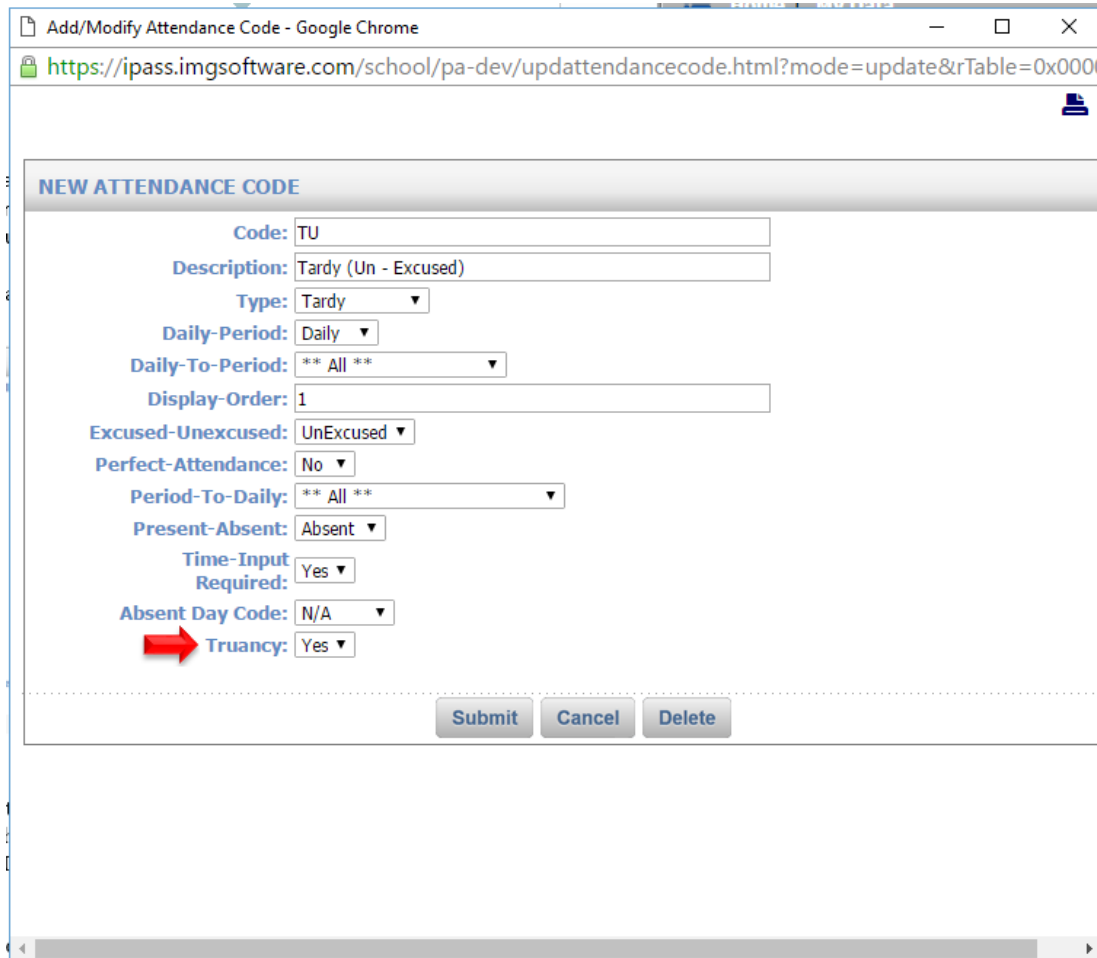


The screenshot shows the 'COURSE SCHEDULE' form with the following fields and options:

- Select Term(s):** Q1, Q2, T1, Q3, X Q1, X Q2, X Q3, X Q4
- Select Teacher(s):** Barnes (Staff), David; Doe, Jane (selected with 'X')
- Teacher Name to Print:** [Text Field]
- MA VHS Course ID:** [Text Field]
- Weekdays course meets:** Su, Mo, Tu, We, Th
- Room:** 0000
- Grade:** [Dropdown]
- Primary Instruction Language Code:** [Dropdown]
- Delivery Model Code:** [Dropdown]
- Excl PIMS:** Yes (highlighted with a red arrow)
- Uses Period Attendance
- Delete this course schedule

For Pennsylvania school districts; the State Reportable field on the Attendance Code page is now the “Truancy” field. Changing this indicator will allow Pennsylvania school districts to track and report Truants through attendance.

iPass > Attendance System > Maintenance – Attendance > Truancy



Report Enhancements/Changes

The PIMS Discipline Domain reports have now been revised to only report incidents where Report to DOE has been set on both the Incident page, and on the incident type table. The Discipline Domain reports are as follows:

- Incident Template
- Person Template
- Incident Offender Template
- Incident Offender Infraction Template
- Incident Offender Disciplinary Action Template
- Incident Offender Parent Involvement Template
- Incident Victim Template

iPass >Discipline System or Find an Incident > Report to Doe

New Behavior Record for PA Dev Middle & High

Email Incident to Student

Email Incident to Student's Parents

Email Incident to Student's Counselor and Teachers?

Is this a Bullying incident?

Is this student an Offender or Victim?

Incident:

Additional Incidents:

Additional Victims:
Lookup by entering last or first name characters

Additional Students:
Lookup by entering last or first name characters

Other Person:

Reported By:

Date:

Room Location:

Status:

Report to DOE.

Comments:

Reported To:

Time: : Period:

Print Letter:

iPass Discipline System > Maintenance – Discipline > Incident Type > Report to DOE must equal “Yes” to be reported on the Discipline Domain reports.

Administrative Actions	Consequences	Consequence Types
Consequence Units	Discipline Parameters	Discipline Statuses
Incident Types	Incidents	Parental Actions
Student Responses		



Select School: PA Dev Middle & High

INCIDENT TYPES			
Delete	Incident Type Code	Description	Report To DOE?
Check All			
Clear All			
<input type="checkbox"/>	A	ACADEMIC	no
<input type="checkbox"/>	C	CONDUCT	no
<input type="checkbox"/>	DNB	DNB Description	yes
<input type="checkbox"/>	DOE	DOE	yes
<input type="checkbox"/>	SCHOOL	School	no
<input type="checkbox"/>	T	Truancy Incident	no
<input type="checkbox"/>	TST	Test	no
<input type="checkbox"/>			
<input type="checkbox"/>			
<input type="checkbox"/>			



< Prev Next >

Submit

The PIMS Location Fact Safe Schools template has been revised to look at the Incident type table to determine if an incident is Academic or Conduct, and the Consequence Type table to determine Suspension or Expulsion.

iPass Discipline System > Maintenance – Discipline > Incident Type:

- Incident Type Code must equal “A” for Academic, and “C” for Conduct.
- Report to DOE must equal “No” to be reported in the Location Fact Safe School template. *Note: The “Report to DOE on the incident page should still be marked as report to DOE.*

INCIDENT TYPES			
Delete	Incident Type Code	Description	Report To DOE?
Check All			
Clear All			
<input type="checkbox"/>	A	ACADEMIC	no
<input type="checkbox"/>	C	CONDUCT	no
<input type="checkbox"/>	DNB	DNB Description	yes
<input type="checkbox"/>	DOE	DOE	yes
<input type="checkbox"/>	SCHOOL	School	no
<input type="checkbox"/>	T	Truancy Incident	no
<input type="checkbox"/>	TST	Test	no

< Prev Next >

- iPass Discipline System > Maintenance – Discipline > Consequence Types:
- The Consequences Type Code must equal “S” for Suspension or “E” for Expulsion.

CONSEQUENCE TYPES		
Delete	Consequence Type Code	Description
Check All		
Clear All		
<input type="checkbox"/>	D	Detention
<input type="checkbox"/>	W	Warning
<input type="checkbox"/>	R	Referral
<input type="checkbox"/>	A	Alternative Placement
<input type="checkbox"/>	T	Truancy
<input type="checkbox"/>	S	Suspension
<input type="checkbox"/>	E	Expulsion

< Prev Next >



Resolved Issues

Corrections and Minor Enhancements

The following reported issues and minor enhancements are included in this release.

IP-2758	The PIMS Course Instructor and PIMS Student Enrollment report have been revised to only pull sections where the "Excl PIMS" is blank/null or No.	N/A
IP-2735	The PIMS Location Fact Safe Schools template has been revised to count students as truancy if they are marked absent with an attendance code where the truancy indicator is equal to "Yes", for six (6) or more days.	N/A