

## *iPass*

# Release Notes

Version 7.0.20170223\_sync  
February 23, 2017


## APPLICATION ENHANCEMENTS

### Online Course Recommendations

A new option to configure Online Course Recommendation options by Grade Level has been added to the Recommendation Configuration screen. This allows sites to restrict the settings by Grade Level so they can open and close Online Course Recommendations at different times for different students.

Scheduling System > Maintenance – Scheduling > Recommendation Configuration

Recommendation Configuration	Academic Year Settings	Calculate Earned Credits
Calculate Filled Count	Course Types	Day Names
Grade Scheduling Weights	Rotation	Rotation By Grade Level
School Periods	School Terms	Term Codes



This new functionality allows users to configure by Grade Level:

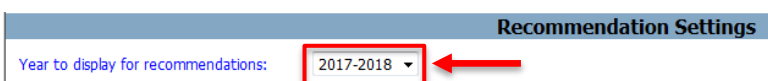
- Departments
- Number of Electives
- Departments for Electives
- Sign Off Message
- Default Settings for Recommendations to Requests, Recommendations Approved, and entering/displaying Alternates
- Recommendation Settings:
  - Year to display for recommendations *\*(Associated with Grade Level selected.)*
  - Parent Recommendation Access
  - Message when Recommendations are Off
  - Parent and/or Student Can Add Recommendation
  - Parent and/or Student Can Enter Alternates
  - Columns to Display to Parent and/or Student

**NOTE:** All Grade Levels must be selected, configuration options selected, and the screen submitted to set up the Recommendation Configuration.



#### IMPORTANT NOTE – GRADE LEVEL SELECTION:

The “Grade Level” selected at the top of the Recommendation Configuration screen is related to the year selected for “Year to display for recommendations” under Recommendation Settings.



- When setting up Online Course Recommendations for the NEXT School Year, set Grade Level = NEXT Grade Level and the Year to display for recommendations = NEXT School Year.
- In the event you want to configure Recommendations for the CURRENT School Year, set Grade Level = CURRENT Grade Level and the Year to display for recommendations = CURRENT School Year.

### Recommendation Configuration Across Schools

When setting up Recommendations for incoming students coming from another school within the district (ie. Grade 8 middle school recommendations for Grade 9 high school), both the current AND next year Grade Level must be set up for the NEXT School Year selected. For example:

Middle School:

- Recommendation Configuration must be set up for Grade Level = 08 and Year to display for recommendations = NEXT School Year.
- Recommendation Configuration must be set up for Grade Level = 09 and Year to display for recommendations = NEXT School Year.

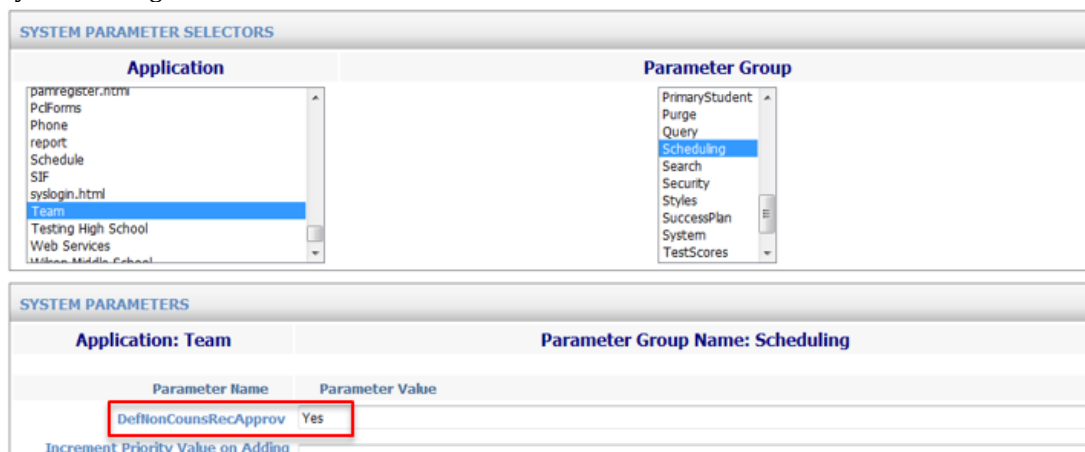
High School:

- Recommendation Configuration must be set up for Grade Level = 08 and Year to display for recommendations = NEXT School Year.
- Recommendation Configuration must be set up for Grade Level = 09 and Year to display for recommendations = NEXT School Year.

### Online Course Recommendation Default Parameter Moved

The Online Courses Recommendation configuration parameter for "Default Unapproved Parents/Students/Teachers recommendations to Approved" (Yes/No) has been removed from Maintenance - Scheduling > Recommendation Configuration and moved to the System Configuration > Parameter Maintenance > Application = TEAM and Parameter Group = Scheduling. This district-wide parameter Default = Yes. This will maintain the recommended parameter setting to the default of Yes unless determined in special circumstances it should be set to No.

System Configuration > Parameter Maintenance



SYSTEM PARAMETER SELECTORS	
Application	Parameter Group
<ul style="list-style-type: none"> <li>pamregister.ntrm</li> <li>PciForms</li> <li>Phone</li> <li>report</li> <li>Schedule</li> <li>SIF</li> <li>syslogin.html</li> <li><b>Team</b></li> <li>Testing High School</li> <li>Web Services</li> <li>Wilson Middle School</li> </ul>	<ul style="list-style-type: none"> <li>PrimaryStudent</li> <li>Purge</li> <li>Query</li> <li><b>Scheduling</b></li> <li>Search</li> <li>Security</li> <li>Styles</li> <li>SuccessPlan</li> <li>System</li> <li>TestScores</li> </ul>

SYSTEM PARAMETERS	
Application: Team	Parameter Group Name: Scheduling
Parameter Name	Parameter Value
DefNonCounsRecApprov	Yes

Increment Priority Value on Adding

## Guardian CORI Check

A new option to add Guardian CORI Check information has been added to the Personal Information section of the Guardian Record. A Guardian CORI Report can be run to find Guardian CORI status and Last CORI Check date. This new functionality allows end users to:

- Indicate if the Guardian has a CORI (Yes/No)
- Enter the Date of Last CORI Check
- A “Guardian CORI Date” report allows end users to find CORI information for all guardians or for selected student guardians.

Guardian Record > Personal Information

**PERSONAL INFORMATION**

Title: Mrs. ▾

\* First Name:

\* Last Name:


Gender: Female ▾

\* Email:   
[Update Additional Email Addresses](#)

Workplace:

Picture File:

Guardian has had CORI check: Yes  No

Date of Last CORI Check:  

Biographical System > Reports – Biographical > Guardian CORI Dates

Reports - Biographical

Guardian CORI Dates	Student ID	Advanced Export Report
Applied Report	Applied Accepted/Attending	Bio Label

Select School:

**ENTER SELECTION CRITERIA**

You may use Enter/Return or Click Submit

Student Last Name:

CORI Status: Yes ▾

CORI - Older Than: 12 months ▾

To:

CC List:

Priority: Low ▾

Example Guardian CORI Data Report: (Selected Student Last Name)

Student Name	ID	Guardian Name	Last CORI
Adams, John	1278258	Abigail Adams	10/15/16

## Application Improvements and Corrections:

### Drop/Add Report

The Drop/Add Report "Date" column has been updated to reflect "Date/Time" the course was added or dropped. The addition of the time stamp will help identify the sequence of Drop/Add events on a particular date.

Drop Add Report Save to Excel

User:	Support Account
Date:	02/24/2017:12:13:31
Report:	Drop Add Report

Teacher Name	StudentID	Name	Course	GL	HR	A/D	Alias	Date/Time
Havri		Acton,	525-023	12	350	Restore	Spanish 11	02/22/2017:13:43:14
Havri		Acton,	525-023	12	350	AdD	Spanish 11	02/22/2017:13:43:14
Rufo		Acton,	519-023	12	350	Dropped	French 51	02/22/2017:13:38:47
Marri		Erickso	321-025	10	124	AdD	Algebra II 30	02/22/2017:11:08:24
Gate		Erickso	609b-022	10	124	AdD	Ceramics 11	02/22/2017:11:09:00
Marri		Erickso	321-025	10	124	Restore	Algebra II 30	02/22/2017:11:08:24
Gate		Erickso	609b-022	10	124	Restore	Ceramics 11	02/22/2017:11:09:00

### Clever Export

Export Clever Objects report has a new report parameter checkbox for "use School State Code." When selected the School ID will be the School Code and State Code together. When not selected, the School ID will be the current School Code. Also added is a "Key Student ID" filter allowing the end user to select SASID or LASID for students.

District System > Export Clever Objects

Select School: iPass High School

**ENTER SELECTION CRITERIA**

Submit

You may use Enter/Return or Click Submit

Key Student ID: SASID ←

- Schools
- Students
- Teachers
- Sections

Objects:

- Schools
- Students
- Teachers
- Sections
- Enrollments
- Admins

Use School State Code: No

### Clever Export Changes for 2016-2017:

school.csv

- Added Field #3 School\_number

Student.csv

- Field # 15 Iep is now in caps "IEP"
- Added Fields:
  - Field # 16 Student\_street

- Field #17 Student\_city
- Field #18 Student\_state

teacher.csv

- Added Field #4 State\_teacher\_id

admins.csv

- New Object/Report Starting at field #66

section.csv

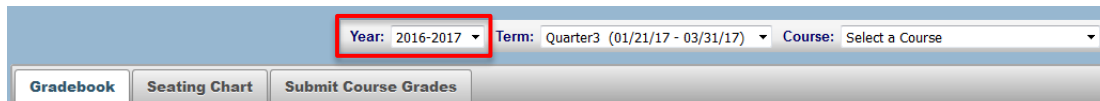
- Added field # 8 Section\_number
- Added field # 9 was Grade\_Level is now Grade
- Added field # 12 Course\_description

All objects/Files

- Added new parameter > when true the files shall reflect a combination of School State code plus School code for the school\_id

## Gradebook – School Year Access

Teachers can now select previous and future school years in My Courses > Gradebook view.



The screenshot shows a user interface for a gradebook. At the top, there are three dropdown menus: 'Year: 2016-2017', 'Term: Quarter3 (01/21/17 - 03/31/17)', and 'Course: Select a Course'. Below these are three buttons: 'Gradebook', 'Seating Chart', and 'Submit Course Grades'. The 'Year' dropdown is highlighted with a red box.

## Gradebook – Dropped Students

The My Courses > Gradebook class roster now clearly identifies which students are “Dropped” and which students are Withdrawn. My Courses > Gradebook will also only show students in the terms that they were active in the class. The Total Enrolled in the class will not include students that dropped the course during the term.

- When the Drop/Restore feature is used to drop a course, students who have been DROPPED from a class will show with a red # symbol to the right of their name.

Example:  Siciliano, Antonia #

- Students who have been WITHDRAWN from school will show with their names in red font.

Example:  Rossi, Aladino #

Notes:

- Withdrawn students and dropped students will only display if the Teacher Preference setting for “Show Withdrawn Students” is selected.
- In almost all cases, if a student is withdrawn from school they will also be dropped from the class, so it should be rare to see a student’s name in red font without the # symbol, but it is possible.

## **Period Attendance – Dropped Students**

The **Enter Period Attendance** class roster will reflect only students actively enrolled in the course. When the Drop/Restore feature is used to drop a student from a course, the student that dropped the course during the term will no longer be listed as of the course “Drop Date.” The Total student count at the bottom of the screen will not include students who dropped the course during the term.

## Resolved Issues

### Enhancements, Corrections and Minor Enhancements

The following items are included in this release.

Jira #	Description	Clientele
IP-3161	ENHANCEMENT: Online Course Recommendations now offers the ability to set up the Recommendation Configuration by Grade Level. This allows sites to restrict the settings by grade level so they can open and close Online Course Recommendations at different times for different students. The selection of Departments, Number of Electives, Sign Off Message, and the Recommendation Settings can be configured differently for individual grade levels. Refer to the Enhancement section in the Release Notes for more detail.	1563943
IP-3208	PARAMETER LOCATION CHANGE: The Online Course Recommendation configuration parameter for "Default Unapproved Parents/Students/Teachers recommendations to Approved" (Yes/No) has been removed from Maintenance - Scheduling > Recommendation Configuration and moved to the System Configuration > Parameter Maintenance > Application = TEAM and Parameter Group = Scheduling. This district-wide parameter Default = Yes. This will maintain the parameter setting to the recommended default of Yes unless determined in special circumstances it should be set to No.	
IP-2853	ENHANCEMENT: A Guardian CORI Check (Yes/No) and Date of Last CORI Check fields have been added to the Personal Information section of the Guardian Record. A Guardian CORI Date report has been added to the Biographical System > Reports - Biographical. Refer to the Enhancement section in the Release Notes for more detail.	1471544
IP-3174	IMPROVEMENT: The Drop/Add Report "Date" column has been updated to reflect "Date/Time" the course was added or dropped. The addition of the time stamp will help identify the sequence of Drop/Add events on a particular date.	1559692
IP-3043	IMPROVEMENT: A new report parameter checkbox has been added to the Clever export for "use School State Code". When selected the School ID will be the School Code and State Code together. When not selected, the School ID will be the current School Code. Also added is a filter for using SASID or LASID for a student. The Clever export has been updated for the 2016-2017 school year. Refer to the Enhancement section in the Release Notes for more detail.	
IP-2712	IMPROVEMENT: Teachers can now select previous and future years in My Courses > Gradebook view. This is closing a Gap between iTeacher > Add/Modify Rankbook and My Courses > Gradebook.	1435166



IP-3281	IMPORTANT CORRECTION: Teachers can now see in the Gradebook class roster a RED # after the name of any student that dropped the course during terms the student was scheduled into the course. Refer to the Improvements and Corrections section of the Release Notes for more detail.	1574334, 1569596
IP-3282	IMPROVEMENT: When Drop/Restore feature is used to drop a course, the "Enter Period Attendance" class roster will no longer include a student who has dropped the course effective as of the course "Drop Date" (indicated on the Drop/Add Report). The Total student count at the bottom of the Enter Period Attendance will accurately reflect the number of students in the class as of that date and will no longer include "dropped" students in the count. Refer to the Improvements and Corrections section of the Release Notes for more detail.	1574334, 1569596
IP-3067	UPDATE: The CRDC v2 Civil Rights reporting tool is now updated for 2015-2016 Civil Rights Data Collection report requirements. For more information on the CRDC v2 reporting tools available in iPass go to iPass Help > DOE ID Manager > Help > CRDC v2. For details on the 2015-2016 report changes go to Federal CRDC site: <a href="https://crdc.grads360.org/#communities/pdc/documents/9937">https://crdc.grads360.org/#communities/pdc/documents/9937</a>	
IP-3362, IP-3325	UPDATE: The DOE added a new Offense Code 19 - "Felony Complaint (charge) Outside of School" for the 2015-2016 SSSR report. The SIF Agent > SIF Data Mapping > 1049 - Incident Code now has a selection for MA19 - Felony Compliant (charge) Outside School. NOTE: It is the responsibility of the iPass district to add Offense Code 19 as an Incident Code under Discipline System > Maintenance - Discipline > Incidents. Then the code will need to be mapped. For more information on how to do the SIF Mapping go to iPass Help > SIF > Help > SIF Mapping Recommendations - SSSR Offense and Disciplinary Action Codes.	
IP-3305	UPDATE: The DOE has discontinued the ERDX (Extra Suspension Days) field for the 2016-2017 SSSR Report. This field will no longer be included in the DisciplineIncident SIF Object. NOTE: The field is still available on the student Behavior record screen. We are working to transition this off the screen. The field is still included in the Legacy MA Discipline export file and should be reported with a null value.	
IP-3313	Auto Attendance Letters - The Auto Attendance Letters report "Select School" included students for just that school when generating the letters to be included in the report.	1587620
IP-3121	Auto Attendance Letters - The letters duplicated parent names and addresses. This has been resolved and the letters now use the student's associated Student Address and "Parent Name" when creating the letter.	1553194, 1553743

IP-3366	Auto Attendance Letters - The Summary Page identified the incorrect User who ran the letters and the count of letter recipients was doubled. This has been resolved.	
IP-3296, IP-3316	When you click the Print Icon in Chrome the Gradebook Progress Reports will now open up in Print Preview so they can be printed.	1588739
IP-3103	The Clever export is now exporting correct student email addresses. The Clever export was locked on student records and repeated the same email for several records.	1549487
IP-3268	The Clever export will now use the Guardian Permission for "Export this guardian's information to third-party products"= Yes. Including a guardian in the export will no longer be dependent upon the Guardian Permission for "Does this guardian live with the student" so that custodial/non-custodial guardians that do not live with the student can be included in the export.	1580467
IP-3279	Clever Export course name now includes the course number and section in additional to the period the course meets (if applicable) to identify the course as unique.	1581227
IP-3322	Course Rollover with Schedules = No will rollover Courses with the Course Details was not rolling over Sections and Max Seats on some sites. This has been resolved. NOTE Best Practice: It is recommended that you always do the initial Course Rollover with Schedules = Yes even if you plan to build your own schedule or completely change the schedule. Once you roll it over with the schedule you can use the MSB Options to save a version "with" the schedule and then you can Clear the Schedule and save a version "without the schedule". That way you ways have a version you can revert to in the event you want to us some or all of your previous year schedule. If you do the Course Rollover with Schedules = No and decide that you actually want the schedule you can do the Course Rollover again with Roll Schedule = Yes and Override if Exists = No. This combination will rollover what is missing and not update what has already been rolled over. It is important to follow these steps if your district has already started the Online Course Recommendation process. If in doubt of what to do, contact iPass Support for assistance.	1594302
IP-3340	When uploading files for DOE Import, Test Score Import, Grade Import, or Adding Queries there was a message that stopped you if you had met a limit of files that can be uploaded. This has been resolved.	1597635
IP-2821	The School Term selection box for the Gradebook/Rankbook Progress Report parameter screen has been enlarged to show all available terms for section.	1478146

IP-3301, IP-3324	Gradebook - My Courses > Submit Course Grades - Copying grades for Mid Terms and Finals from an assignment grade into the column for the iPass Grades by clicking the copy button at the top of the column was not working and displaying a "?". This has been resolved.	
IP-2790	Some sites found the MSB was having issues scheduling courses when multiple courses were checked off. This has been resolved.	
IP-3345	Online Course Recommendations - Course Search filters now allow Guidance Counselors access to all courses. The filters for Course Name, Course ID, Grade Level and Department will filter the courses displayed.	
IP-3321	Online Course Recommendations - The Guidance Counselor Recommendation screen (Modify Schedules > Student Recommendations) was analyzed for issues and all were fixed for adding a course, adding a comment, and approving the recommendation.	
IP-3320	Online Course Recommendations - The iParent recommendation screen was analyzed for issues and all were fixed for adding a course, adding a comment, and approving the recommendation.	
IP-3318	Online Course Recommendations - The iStudent Recommendation screen was analyzed for issues and all were fixed for adding a course, adding a comment, and approving the recommendation.	
IP-3319	Online Course Recommendations - The Teacher recommendation screen was analyzed for issues and all were fixed for adding a course, adding a comment, and approving the recommendation.	
IP-3363	Online Course Recommendations - When the course being recommended can be recommended by two different departments (Science and Social Studies for example) if the two teachers from different departments were recommending the same course, the recommendation would disappear. This has been resolved.	
IP-3364	SSDR - SIF Send Objects for DisciplineIncident was not working for some sites. This is resolved. RECOMMENDATION: Use Send Objects to send the SSDR through SIF again.	
IP-2526	When they click on a Staff ID link it now generates a PDF.	1458591
IP-3278	The Student ID report is now generating Student ID cards for multi-student selection by School, Homeroom, Grade Level, or a string of multiple Student ID numbers.	1565530
IP-3292	Student Schedules - iParent and iStudent Schedule view was displaying courses during unscheduled terms on the student schedule. These courses were adjusted by de-selecting terms to remove a student from a course (versus Drop/Restore). This has been resolved.	1579504